

If you participated in the Discovery Room activities in 2007, you may remember an activity similar to this one! In the Discovery Room we used rubber gloves, but for this version we'll try it with plastic bags instead... so this time we'll call it a:




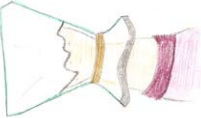


BLUBBER MITTEN

Supplies:

2 quart size zip-lock bags
vegetable shortening (Crisco)
Duct tape

Rubber band
bucket of ice water
Towels

Procedures:

	1. Partially fill one bag with shortening.
	2. Turn the second bag inside out and put it in the first bag.
	3. Zip the edges of the two bags together so that the shortening is enclosed between the two bags. Seal with duct tape to make sure the shortening stays in the bags.
	4. Use the rubber band to secure the blubber mitten over your hand.
	5. Place both hands into the bucket of ice water (one with the blubber mitten, the other without it).
	6. Answer the questions: Which hand feels cold first? Why do whales have blubber? Which whales do you think have the thickest blubber? Why?

Create your own experiments using the blubber mitten!